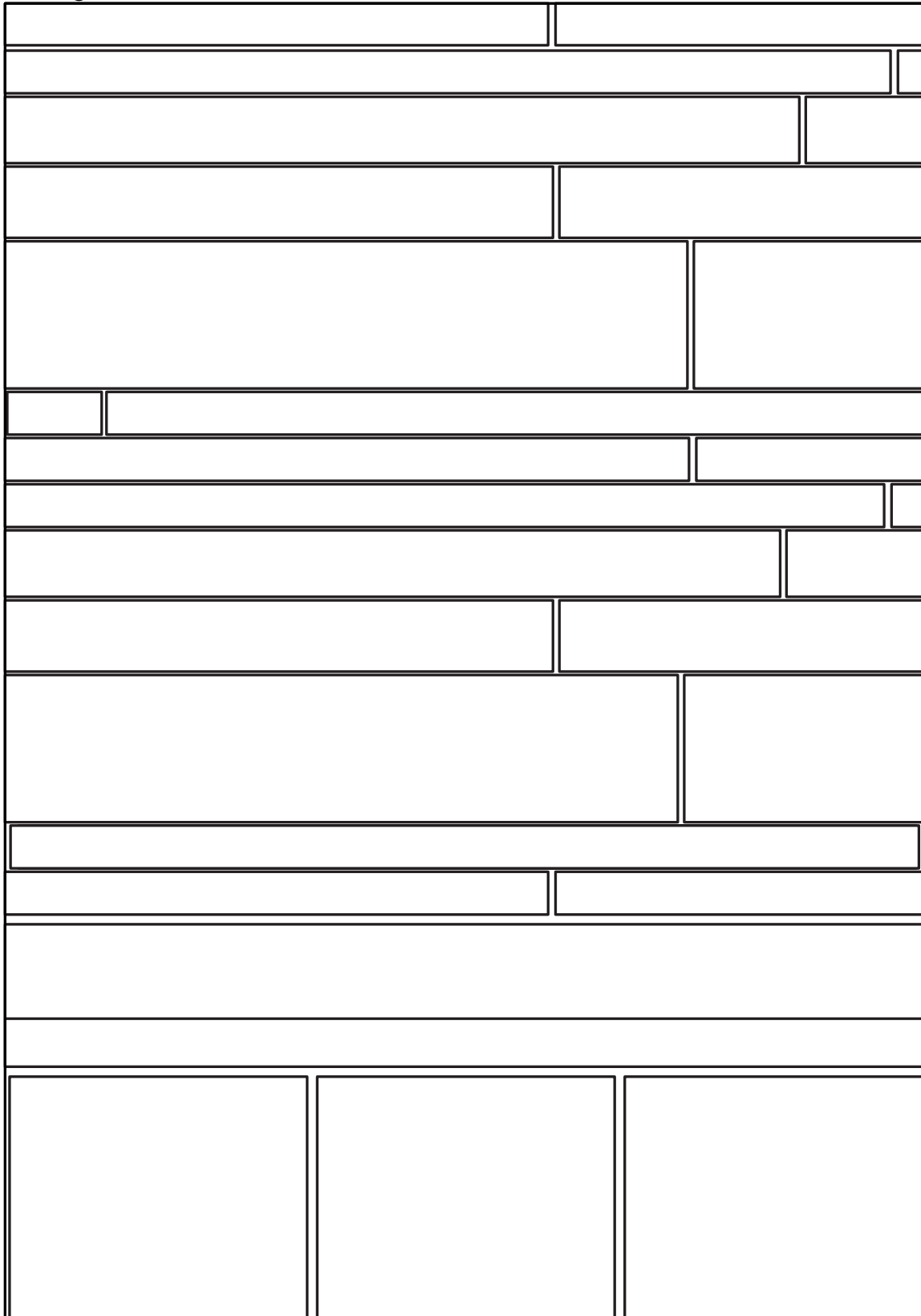




Tile Backsplash Designs – D23 Flooring

Design #1




- ← Field Tile
- Interlocking Mosaic or any other tile
 - Straight lay



- ← Tile 1
- 2" Rail Molding, Crown Molding or Ogee

- ← Tile 2
- 4" x 4"

Design # 2



Field Tile

- $\frac{3}{4}$ " x $\frac{3}{4}$ " Mosaic or any other tile
- Diagonal lay



Tile 1

- $\frac{3}{4}$ " Pencil

Tile 2

- $\frac{3}{4}$ " x $\frac{3}{4}$ " Mosaic

Tile 3

- $\frac{3}{4}$ " Pencil


Tile 4

- 6" x 6"



Tile Backsplash Designs – D23 Flooring

Design # 3



← Tile 1


- Interlocking Mosaic or any tile
- Straight lay
- 2.25" Height

← Tile 2

- 3/4" Pencil

← Field Tile

- 3/4" x 3/4" Mosaic or any other tile
- Straight lay



← Tile 3

- 3/4" Pencil


← Tile 4

- Interlocking Mosaic or any tile
- Straight lay
- 2.25" Height



Tile Backsplash Designs – D23 Flooring

Design # 4



← Tile 1
□ 3" x 6"

← Tile 2
□ ¾" Pencil


← Field Tile
□ Interlocking Mosaic or any other tile



← Tile 3
□ ¾" Pencil

← Tile 4
□ 3" x 6"

Design # 5



Field Tile

- ❑ 1"x1" Pennyround Mosaic or any other tile
- ❑ Straight lay



Tile 1

- ❑ 2" Crown Molding, Rail Molding or Ogee


Tile 2

- ❑ 2"x2" Mosaic



Tile Backsplash Designs – D23 Flooring

Design # 6



← Tile 1
□ 3"x 6"

← Tile 2
□ 3/4" Pencil

← Field Tile
□ 3/4" x 3/4" Mosaic or
any other tile
□ Diagonal lay



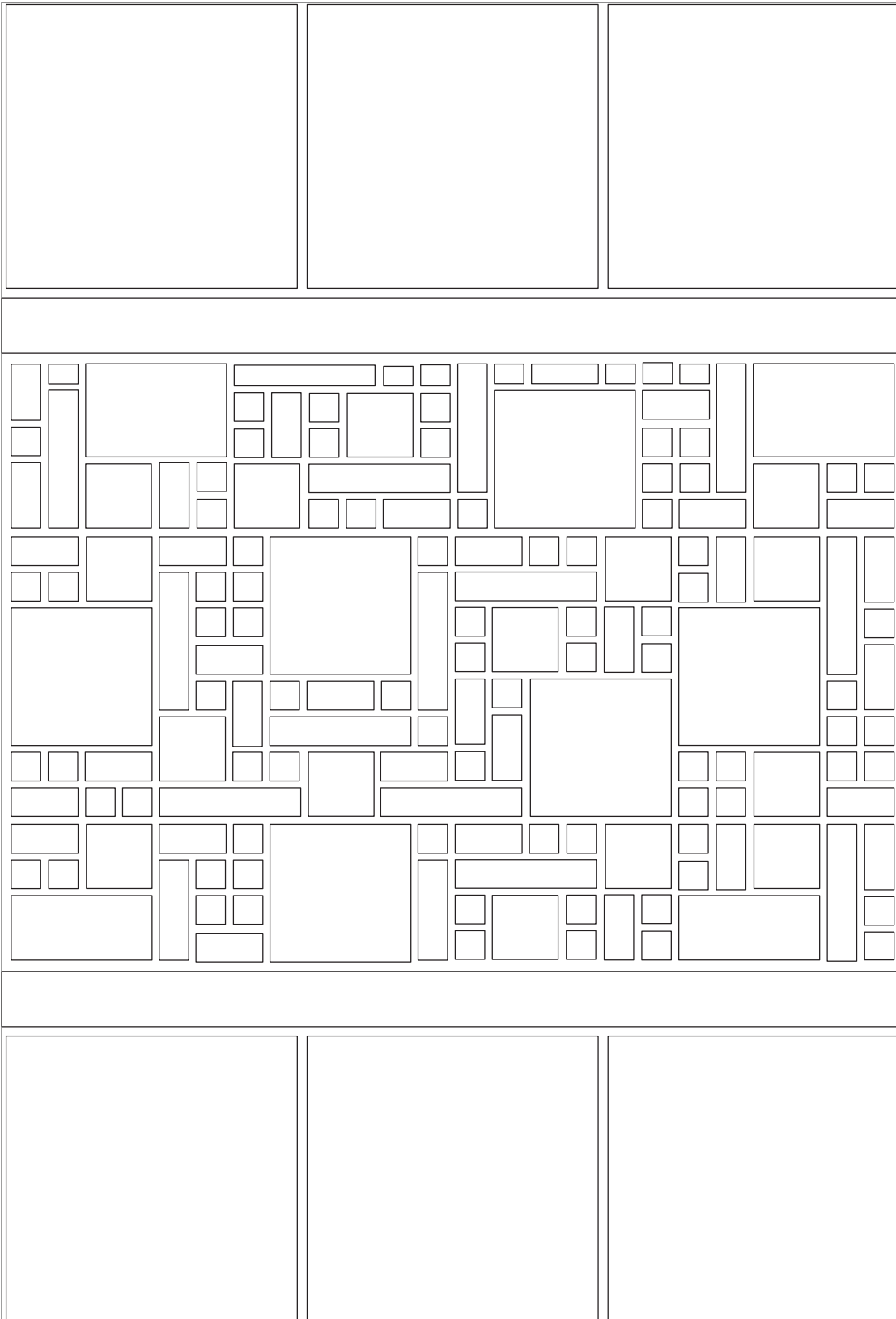
← Tile 3
□ 3/4" Pencil

← Tile 4
□ 3"x 6"



Tile Backsplash Designs – D23 Flooring

Design # 7



← Tile 1
□ 4"x 4"

← Tile 2
□ ¾" Pencil

← Field Tile
□ Magic pattern
Mosaic or any other
tile
□ Straight lay




← Tile 3
□ ¾" Pencil

← Tile 4
□ 4"x 4"



Tile Backsplash Designs – D23 Flooring

Design # 8



Field Tile

- 3/4" x 3/4" Mosaic or any other tile
- Straight lay



Tile 1

- 3/4" Pencil


Tile 2

- Versailles Mosaic or any other tile
- Straight lay
- 7" Height



Tile Backsplash Designs – D23 Flooring

Design # 9*




*Design Center backsplash design # 1



Tile Backsplash Designs – D23 Flooring

Design # 10



Field Tile

- 2"x 2" Mosaic or any other tile
- Straight lay



Tile 1

- 3/4" Pencil

Tile 2

- 1" x 1" Mosaic

Tile 3

- 3/4" Pencil

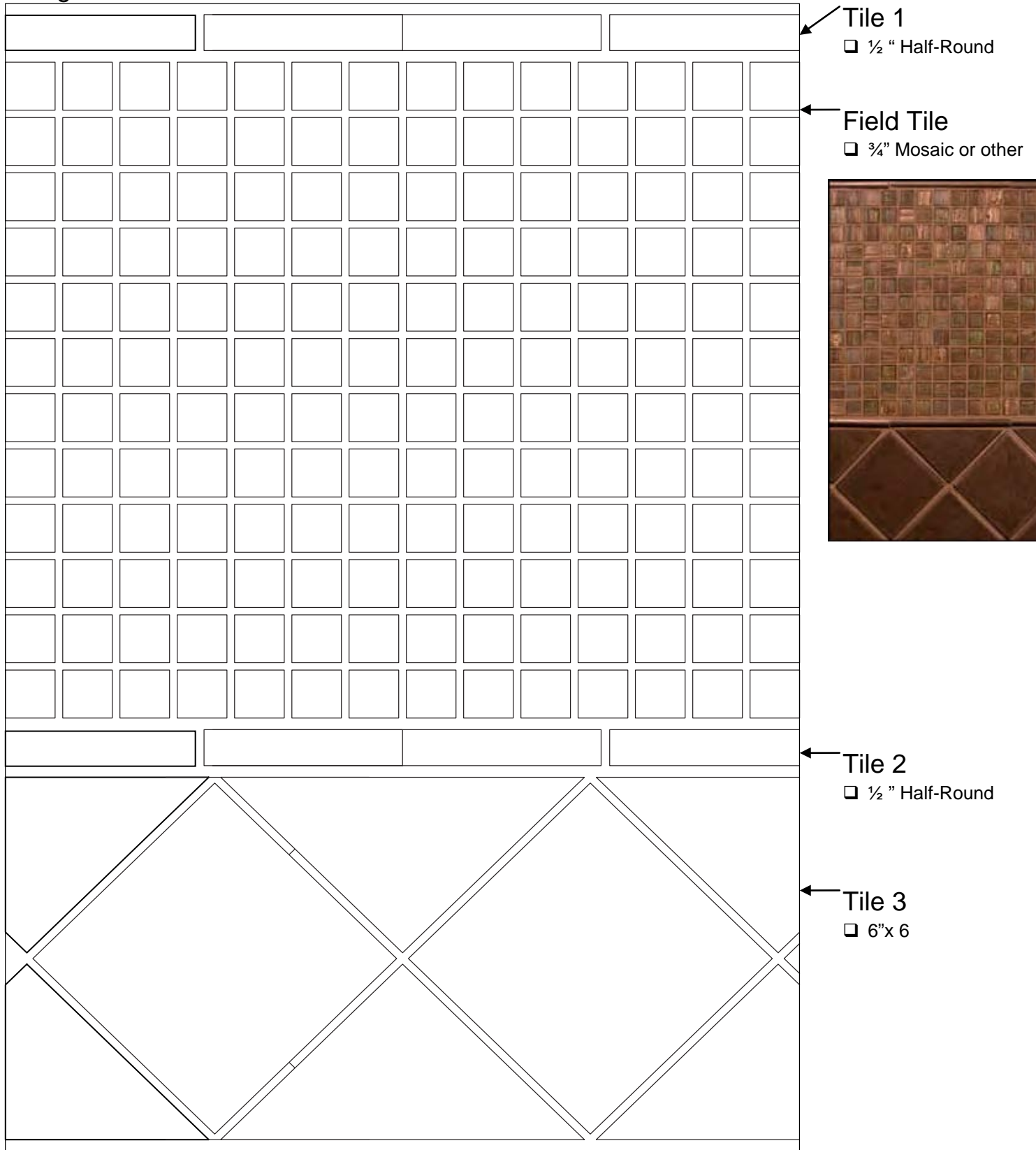
Tile 4

- 6" x 6"



Tile Backsplash Designs – D23 Flooring

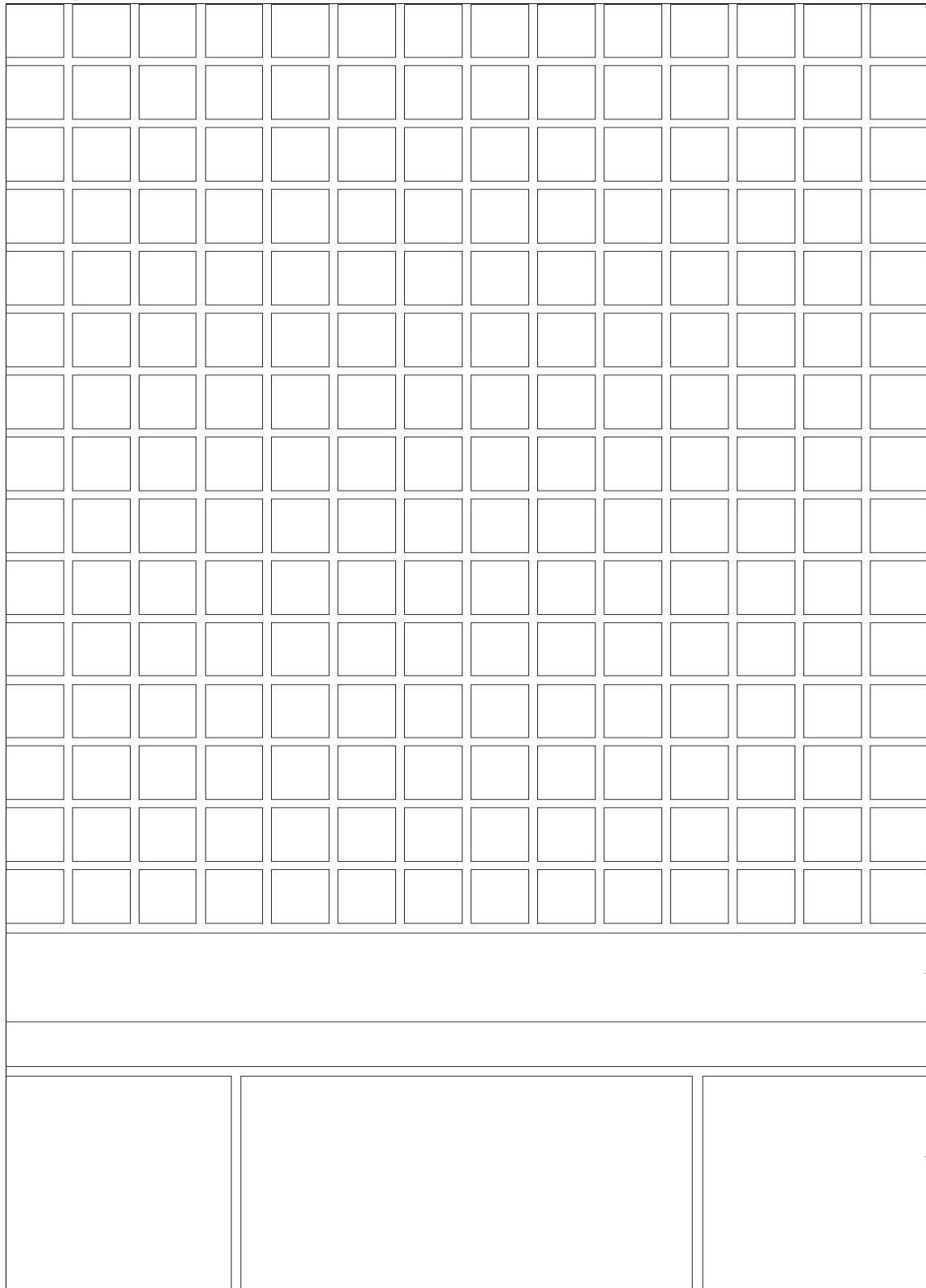
Design # 11





Tile Backsplash Designs – D23 Flooring

Design # 12



Field Tile

- 3/4" x 3/4" Mosaic or any other tile
- Straight lay



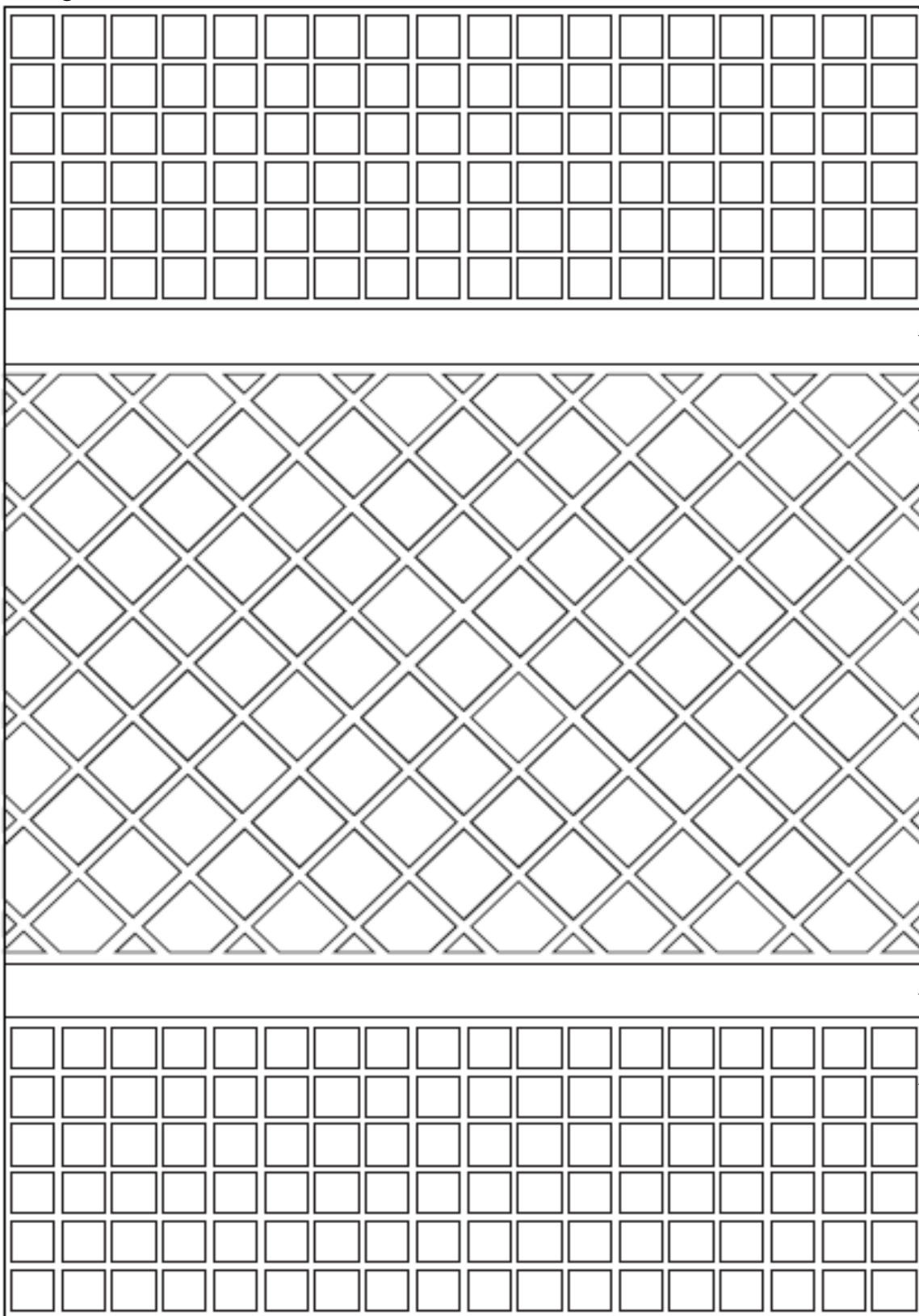
Tile 1

- 2" Ogee, Crown or Rail Molding

Tile 2

- 3" x 6"

Design # 13



Tile 1

- 5/8" x 5/8" Mosaic

Tile 2

- 3/4" Pencil

Field Tile

- 1"x 1" Mosaic or any other tile
- Diagonal lay



Tile 3

- 3/4" Pencil

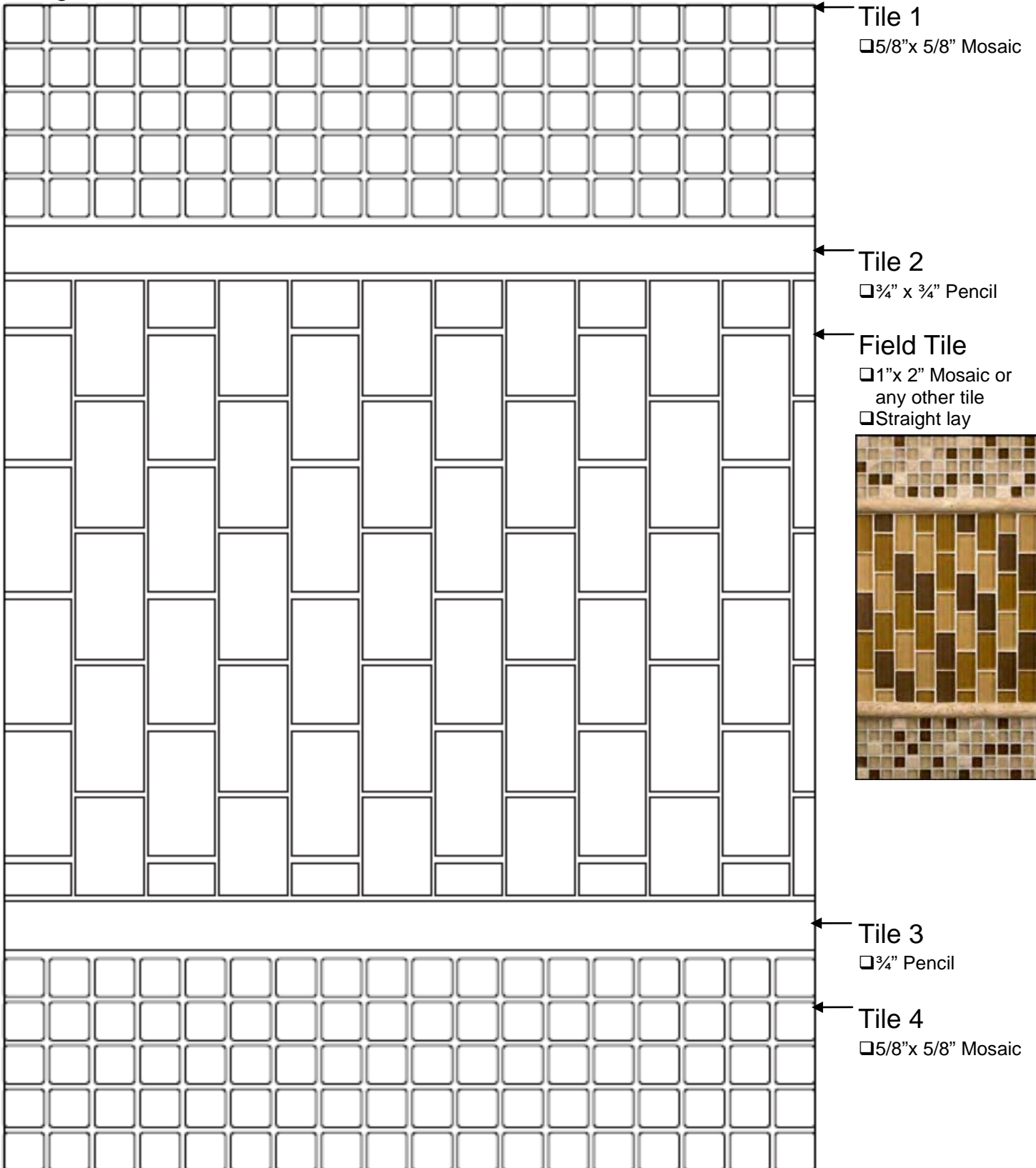
Tile 4

- 5/8" x 5/8" Mosaic



Tile Backsplash Designs – D23 Flooring

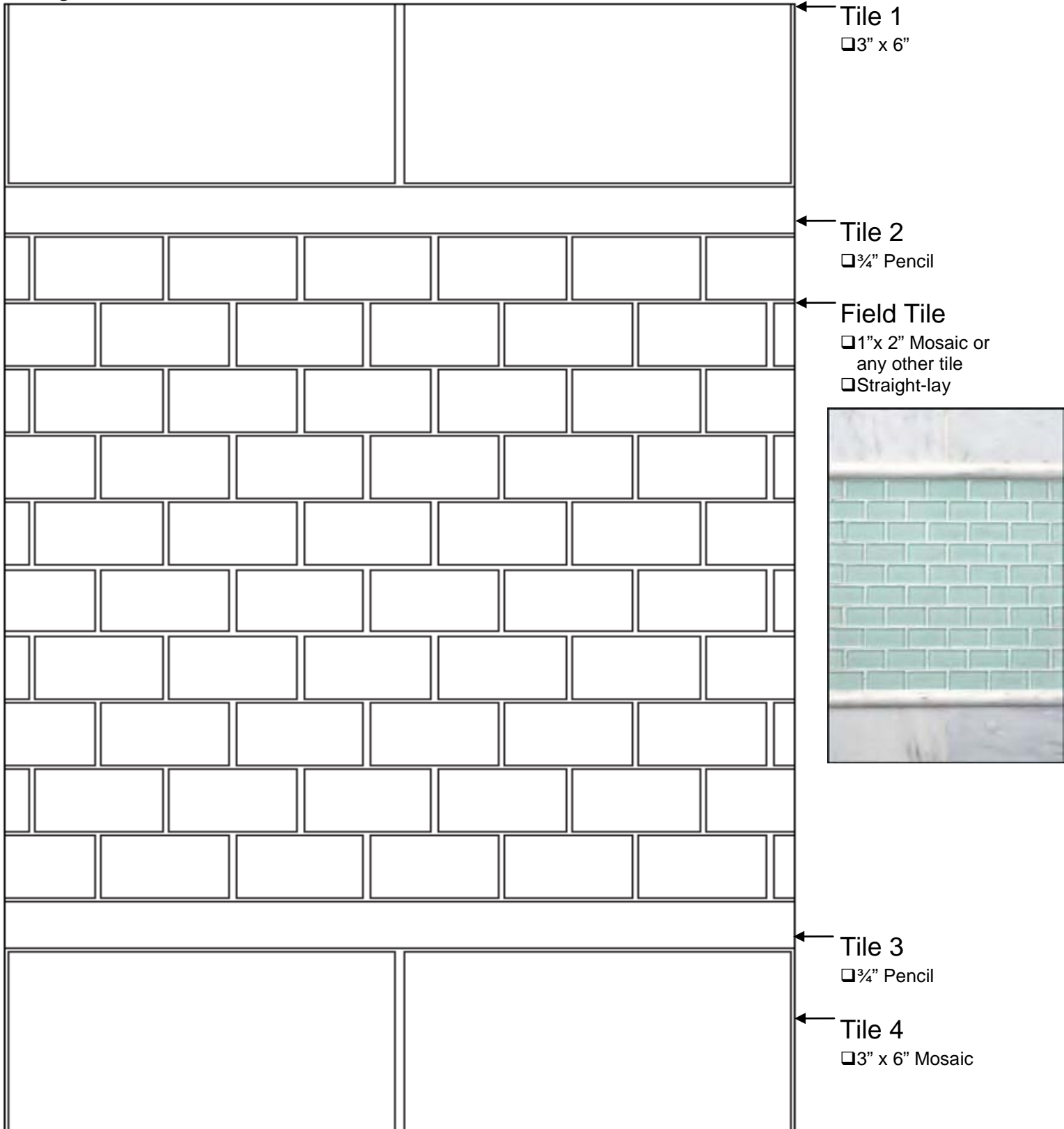
Design # 14





Tile Backsplash Designs – D23 Flooring


Design # 15





Tile Backsplash Designs – D23 Flooring

Design # 16



← Tile 1
□ 2" x 2" Mosaic

← Field Tile
□ 1" x 1" Mosaic or
any other tile
□ Straight lay

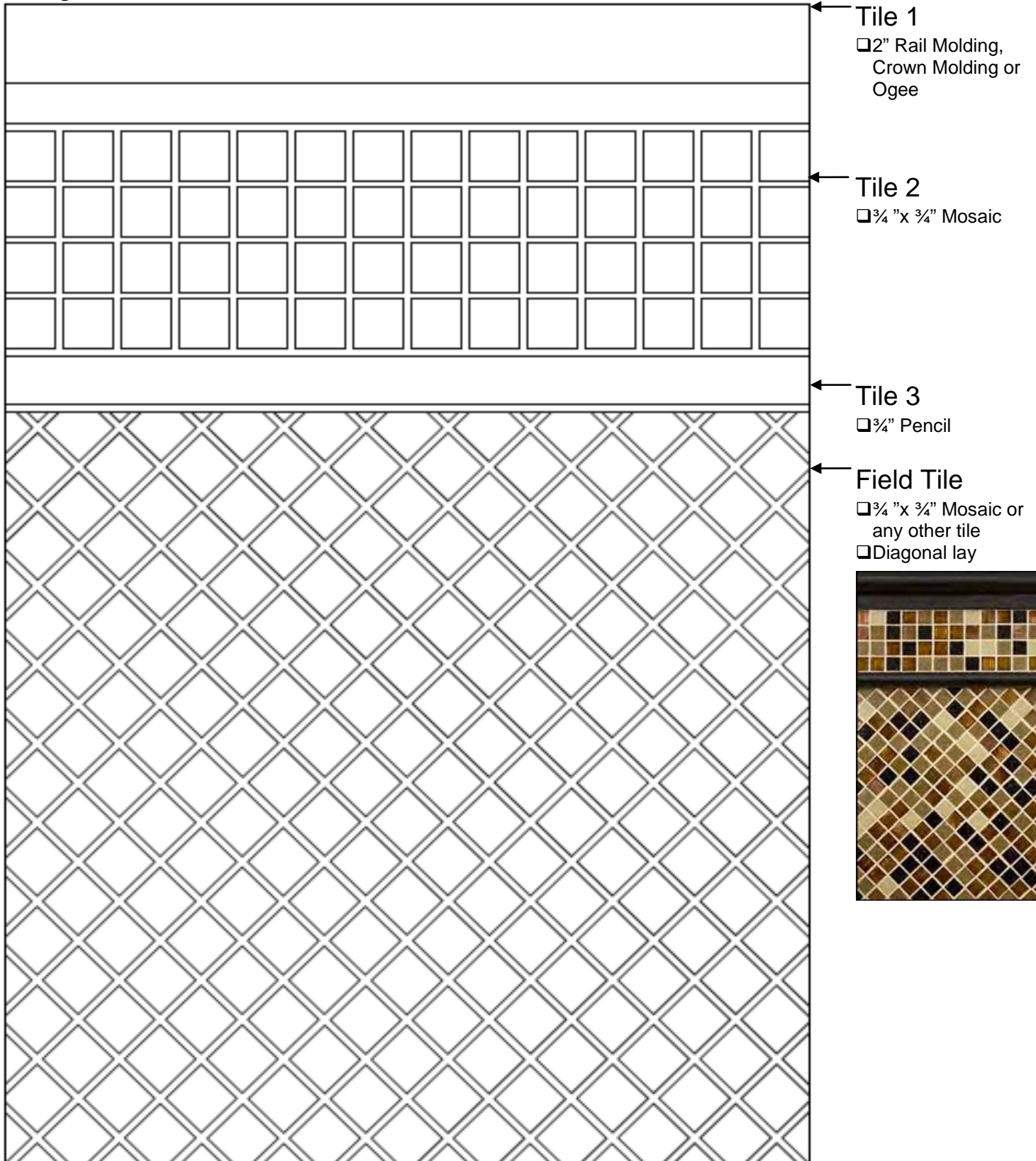


← Tile 2
□ 2" x 2" Mosaic

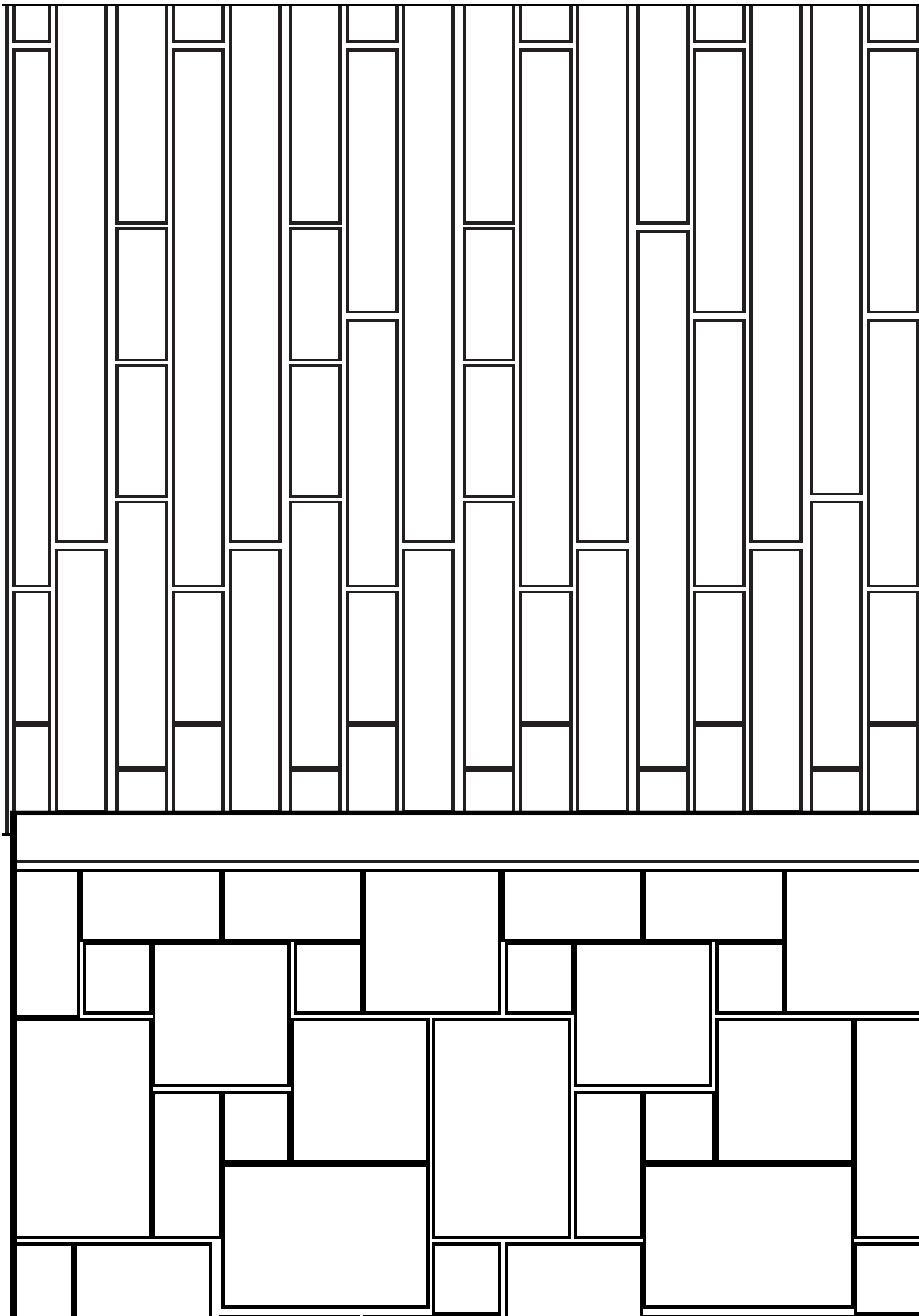


Tile Backsplash Designs – D23 Flooring

Design # 17



Design # 18



← **Field Tile**

- Interlocking pattern
Mosaic or any other tile
- Straight lay




← **Tile 1**

- 3/4" Pencil

← **Tile 2**

- Mini Versailles pattern Mosaic or any other tile
- Straight lay
- 5.5" Height

Design # 19



Tile 1

□ 3/4" Pencil

Field Tile

- Pebble Beach pattern mosaic or any other tile
- Straight lay




Tile 2

□ 3/4" Pencil



Tile Backsplash Designs – D23 Flooring

Design # 20



← Field Tile

- 2" x 2" Mosaic or any other tile
- Straight lay



← Tile 1

- 3/4" Pencil

← Tile 2

- 3" Border

← Tile 3

- 3/4" Pencil


← Tile 4

- 2" x 2" Mosaic



Tile Backsplash Designs – D23 Flooring

Design # 21



Field Tile

- Interlocking pattern
Mosaic or any other
tile
- Straight lay



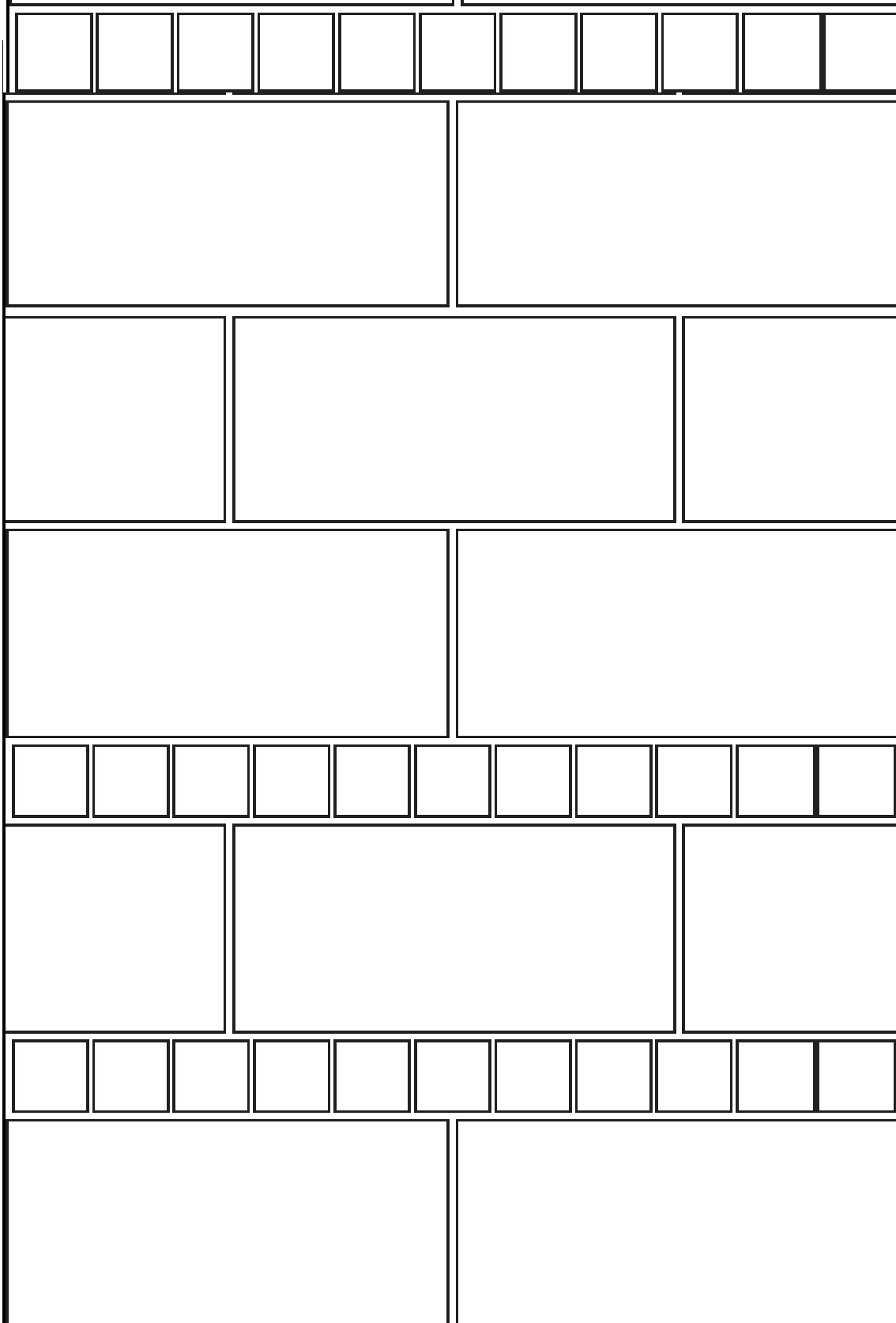
Tile 1

- 6" x 6"



Tile Backsplash Designs – D23 Flooring

Design # 22



Tile 1
□ 1" x 1" Mosaic

Field Tile
□ 3" x 6" or any other tile
□ Brick lay



Tile 2
□ 1" x 1" Mosaic

Tile 3
□ 3" x 6"


Tile 4
□ 1" x 1" Mosaic

Tile 5
□ 3" x 6"




Tile Backsplash Designs – D23 Flooring

Design # 23



Field Tile

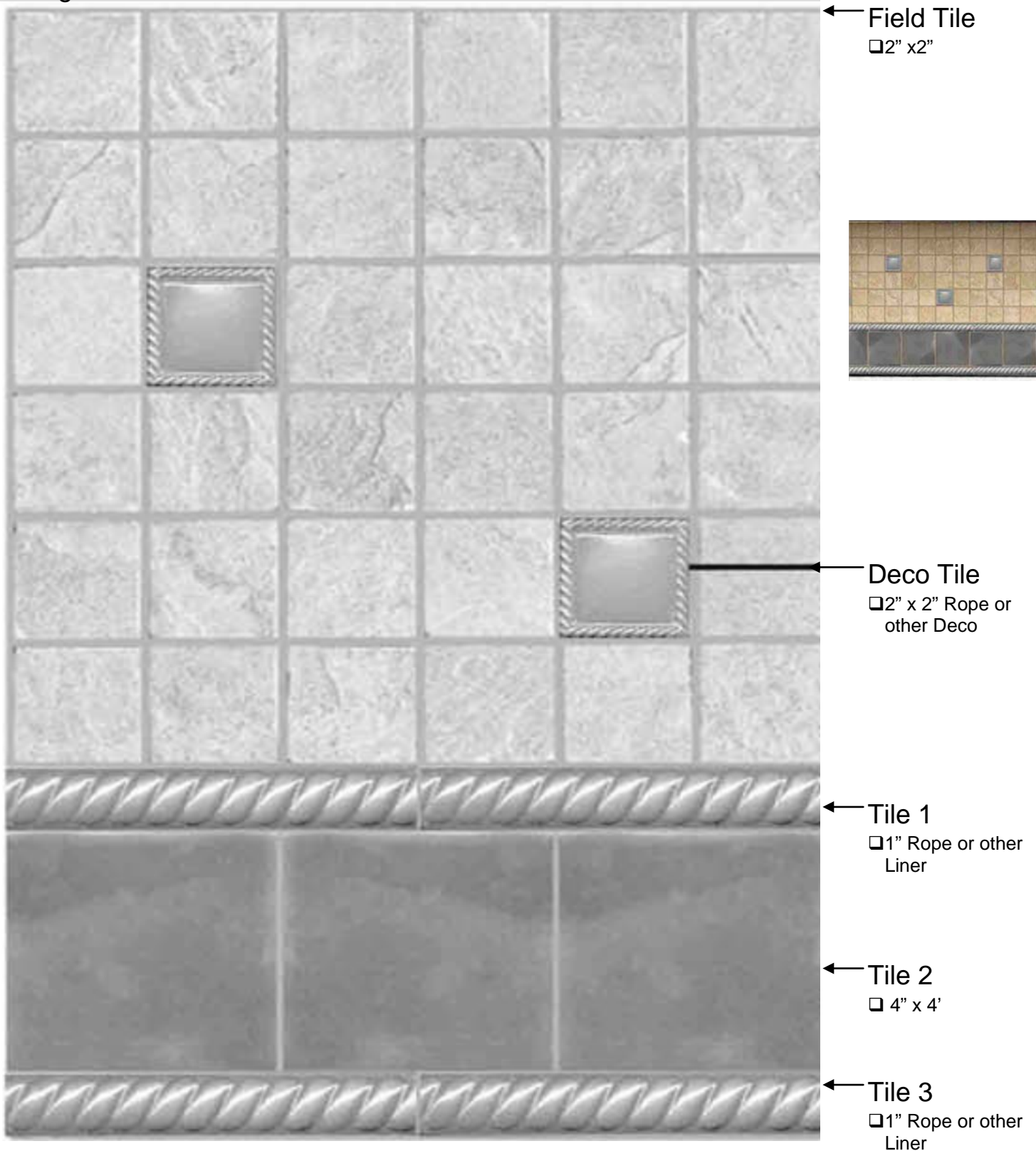
- Mosaic or any other tile
- Straight lay





Tile Backsplash Designs – D23 Flooring

Design # 24*

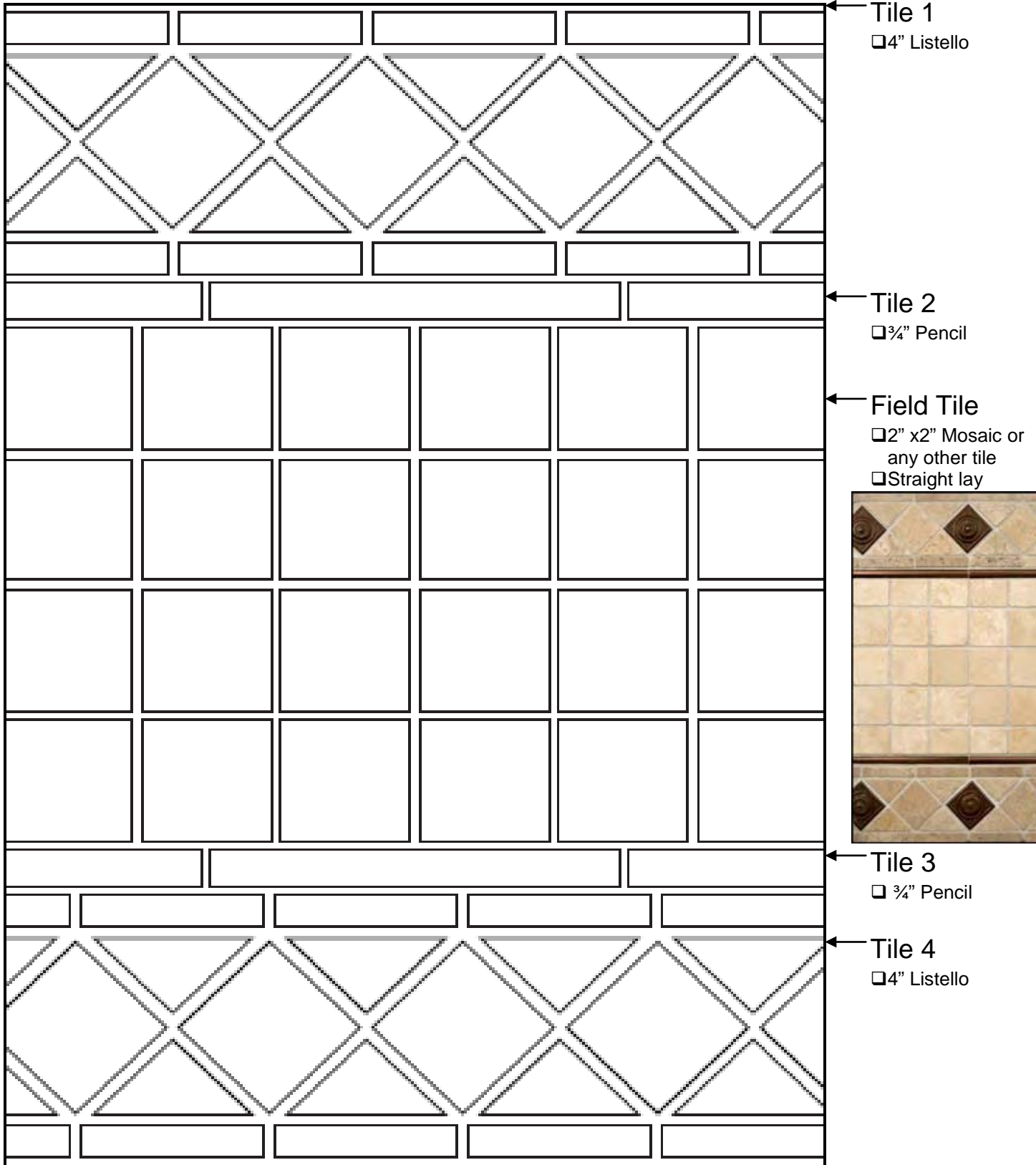


Design Center backsplash design #2



Tile Backsplash Designs – D23 Flooring

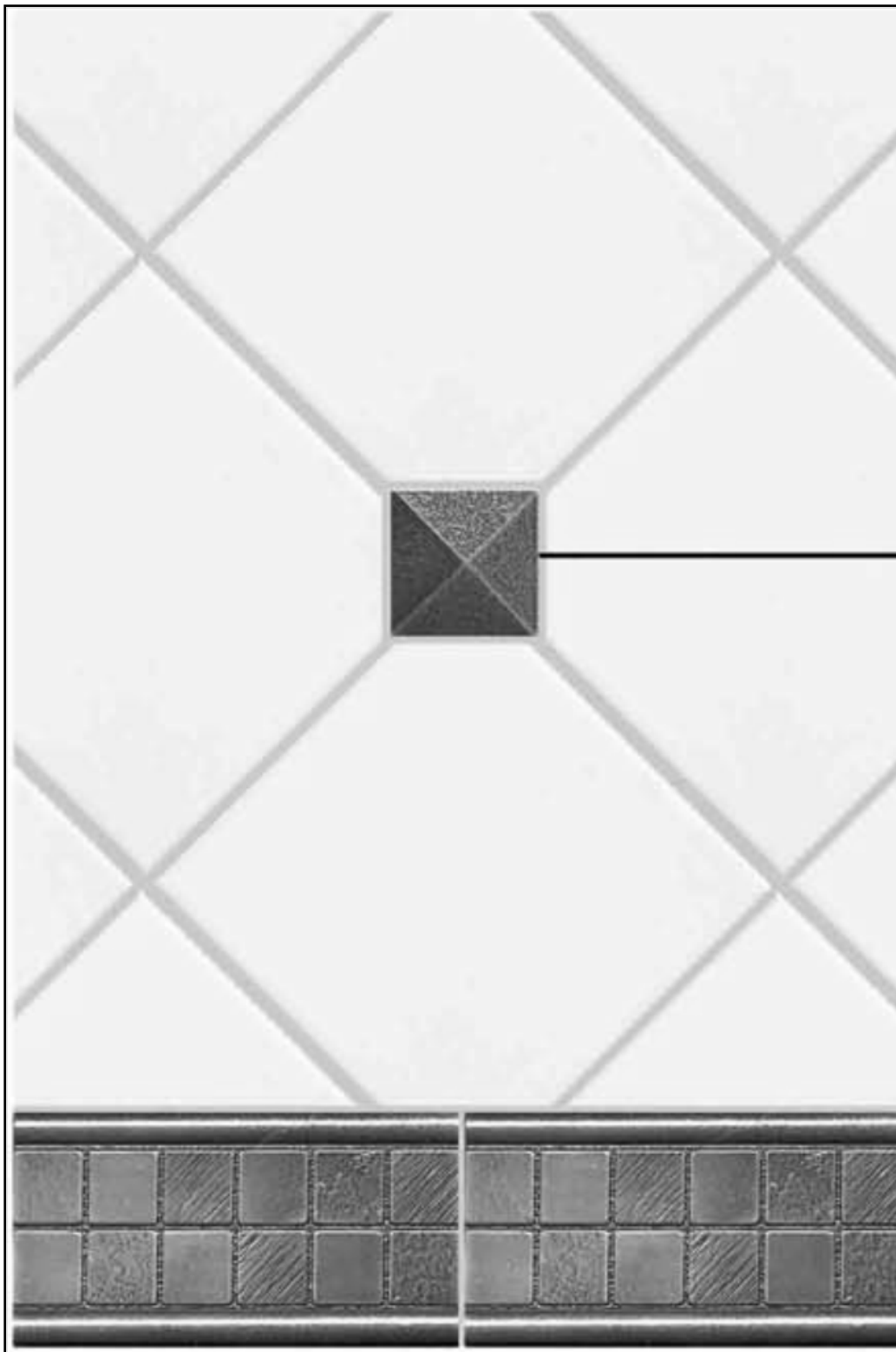
Design # 25





Tile Backsplash Designs – D23 Flooring

Design # 26*



Field Tile

□ 6" x 6"



Deco Tile


□ 2" x 2" Pyramid or other Deco

Tile 1

□ 3" Mosaic or other Border

*Design Center backsplash design #3

Design #27



← Field Tile

- 2" x 2" Mosaic or
or any other tile
- Straight lay



← Tile 1

- ½" Half-Round
Rope or other

← Tile 2

- 4" Listello

← Tile 3

- ½" Half-Round
Rope or other ½"
Liner


← Tile 4

- 2" x 2" Mosaic



Tile Backsplash Designs – D23 Flooring

Design # 28



← Tile 1

□ 3/4" Pencil

← Field Tile

□ 5/8 x 5/8" Mosaic
or any other tile

□ Diagonal lay




← Tile 2

□ 3/4" Pencil

← Tile 3

□ 3"x 6"

Design #29



Field Tile
□ 2" x 2" Mosaic or any other tile
□ Diagonal lay



Tile 1
□ 3/4" Pencil

Tile 2
□ 3" Border


Tile 3
□ 3/4" Pencil

Tile 4
□ 4" x 4"



Tile Backsplash Designs – D23 Flooring

Design #30



Field Tile

- 1" x 2" Mosaic or any other tile
- Straight lay



Tile 1

- 3/4" Pencil

Tile 2

- 1" x 2" or other Mosaic with total height 2"

Tile 3

- 3/4" Pencil


Tile 4

- 1" x 2" or other Mosaic with total height 4"



Tile Backsplash Designs – D23 Flooring

Design #31



Field Tile

□ 4" x 4"



Tile 1

□ 3/4" Pencil

Tile 2

□ 3" Border

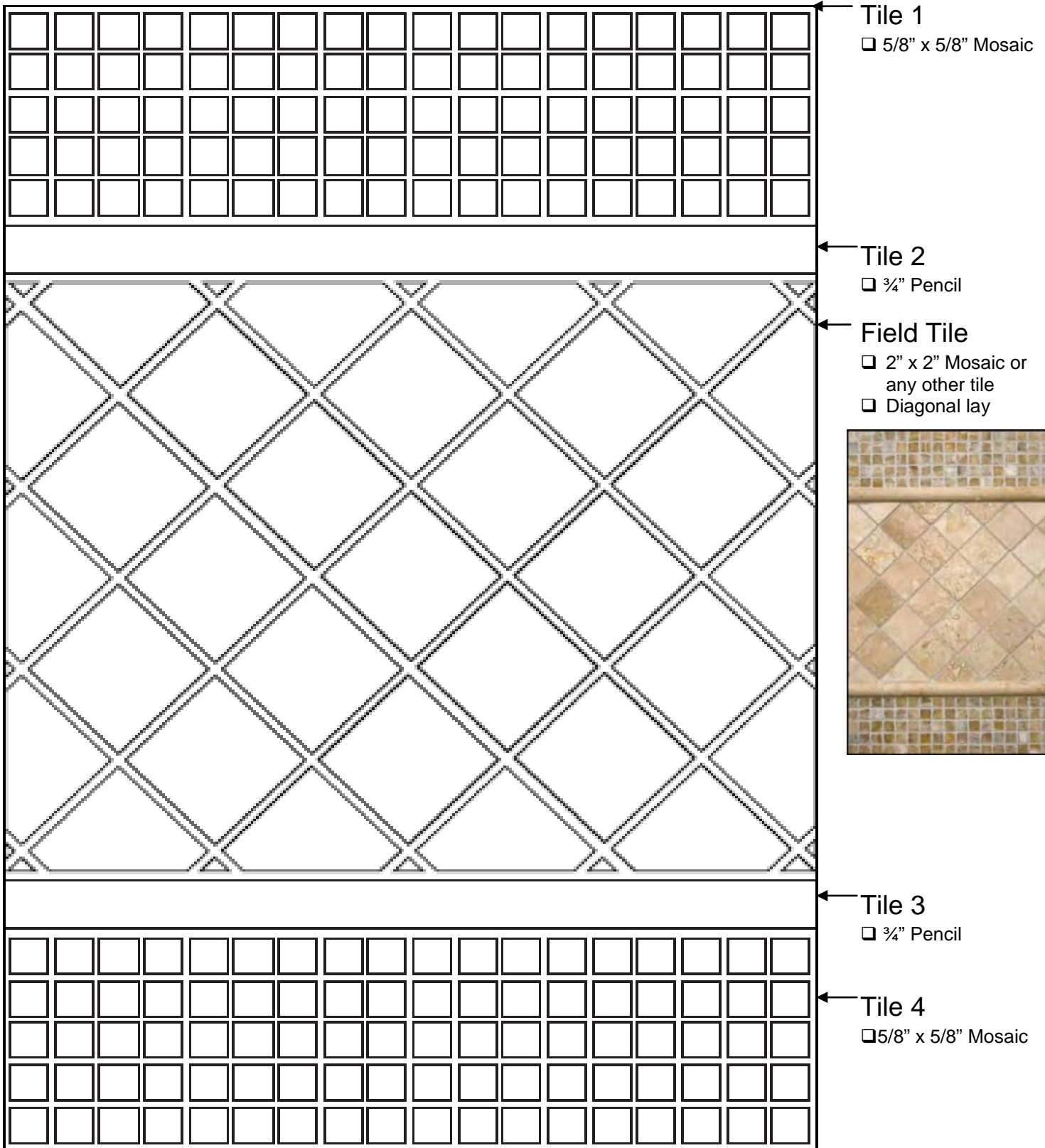
Tile 3

□ 3/4" Pencil


Tile 4

□ 4" x 4"

Design #32



Design #33



← **Field Tile**

- 2" x 2" Octagon pattern mesh-mount or any other tile
- Straight lay



← **Tile 1**

- ¾" Pencil


← **Tile 2**

- 6" x 6"



Tile Backsplash Designs – D23 Flooring

Design #34



← Tile 1
□ 3/4" Pencil

← Field Tile
□ 3" x 6" or any other tile
□ Brick lay




← Tile 2
□ 3/4" Pencil



Tile Backsplash Designs – D23 Flooring

Design #35



← Tile 1

□ 2" x 2" Mosaic

← Tile 2

□ 3/4" Pencil

← Field Tile

□ Mini Versailles
Mosaic or any
other tile



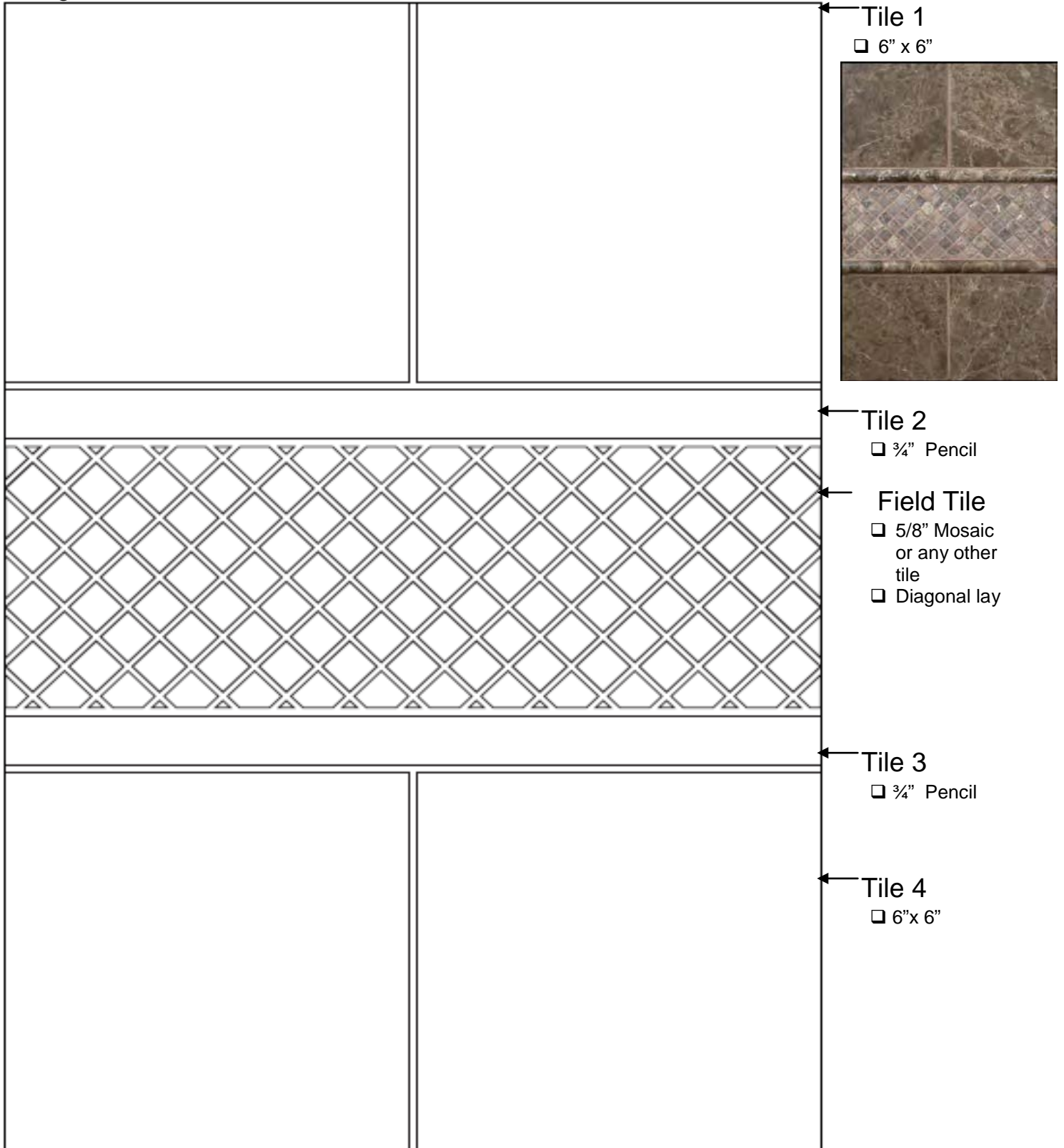
← Tile 3

□ 3/4" Pencil


← Tile 4

□ 2" x 2" Mosaic

Design #36



Design #37



Field Tile

- 5/8" x 5/8" Mosaic or any other tile
- Diagonal lay



Tile 1

- 2" Crown Molding, Rail Molding or Ogee


Tile 2

- 3" x 6"



Tile Backsplash Designs – D23 Flooring

Design # 38*



← **Field Tile**

- ❑ 1" x 2" Mosaic or any other tile
- ❑ Straight lay
- ❑ Same sku above/below Tile 1 (3" mosaic border)



← **Tile 1**

- ❑ 3" Mosaic or other border
- ❑ Centered on Field tile

← **Field Tile**


- ❑ 1" x 2" Mosaic or any other tile
- ❑ Straight lay
- ❑ Same sku above/below Tile 1 (3" mosaic border)

*Design Center backsplash design #4



Tile Backsplash Designs – D23 Flooring

Design #39



← Tile 1
□ 2" x 2" Mosaic

← Tile 2
□ 3/4" Pencil


← Field Tile
□ 6" x 6" or any other tile
□ Diagonal lay



← Tile 3
□ 3/4" Pencil

← Tile 4
□ 2" x 2" Mosaic

Design #40



← **Field Tile**

- 1" x 1" Mosaic or any other tile, straight lay

← **Tile 1**

- 3" x 6"



← **Tile 2**

- 1" x 1" or other Mosaic with total height 2"

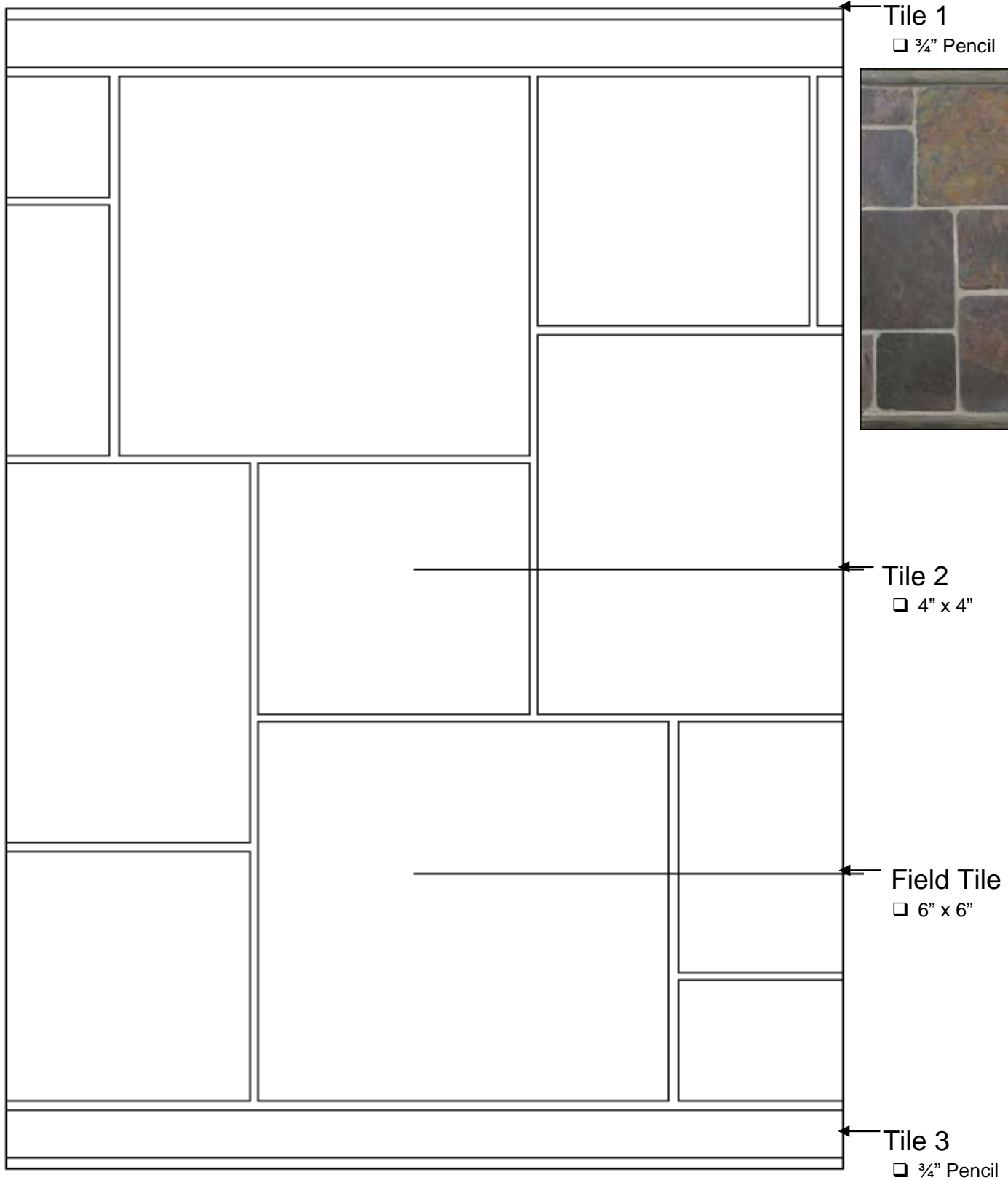
← **Tile 3**

- 6" x 6"



Tile Backsplash Designs – D23 Flooring

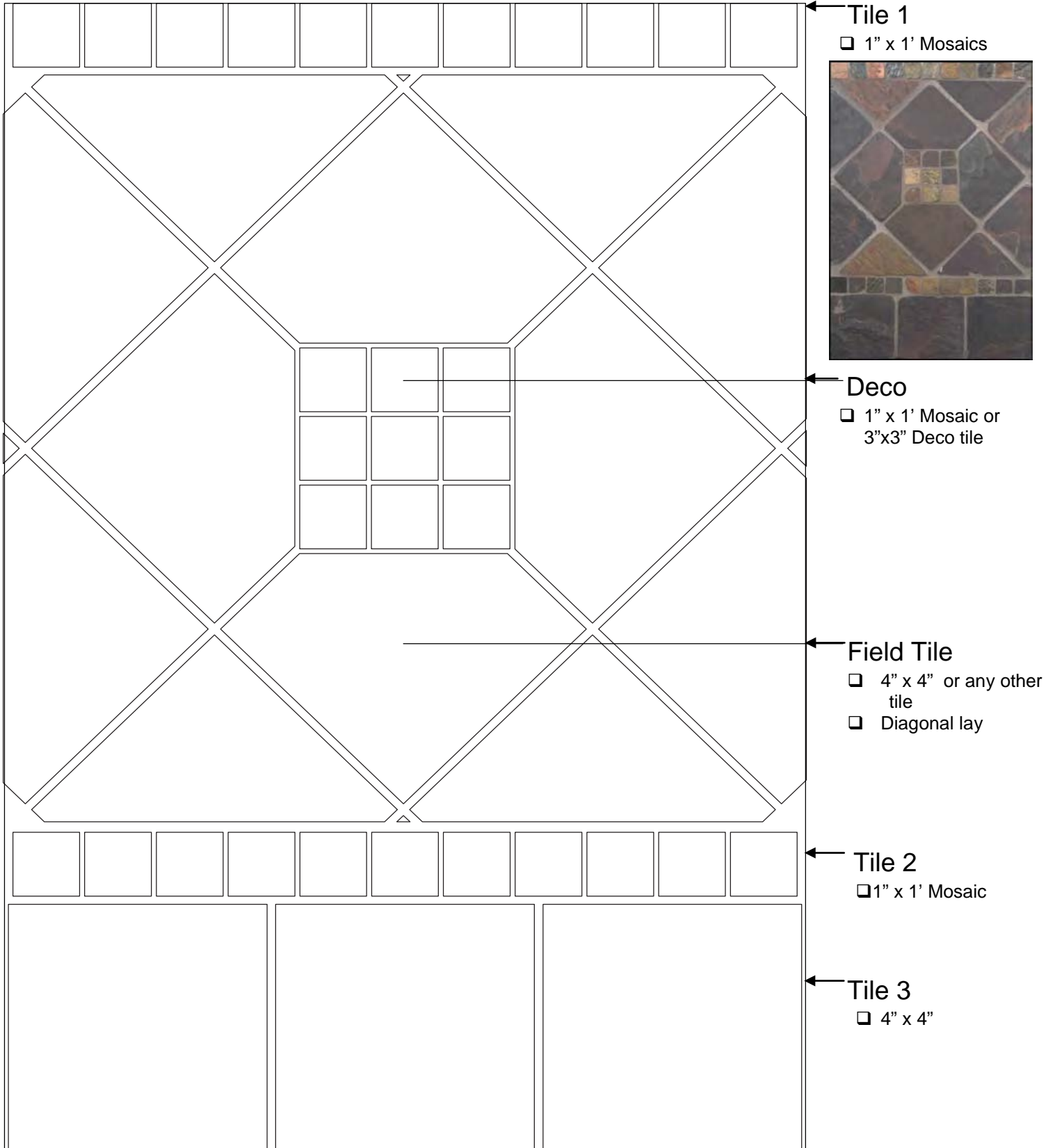
Design #41





Tile Backsplash Designs – D23 Flooring

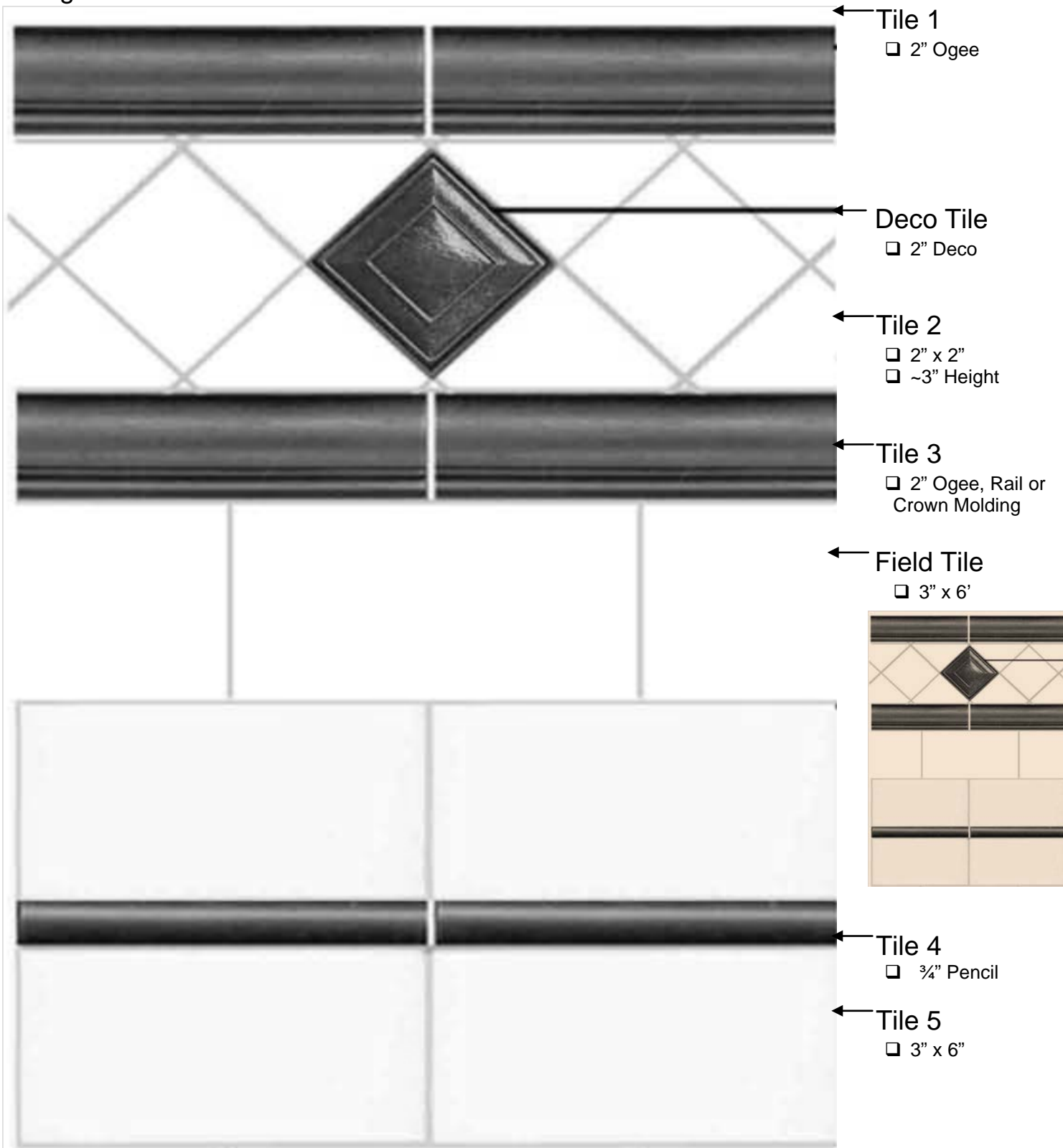
Design # 42





Tile Backsplash Designs – D23 Flooring

Design # 43




*Design Center backsplash design #5



Tile Backsplash Designs – D23 Flooring

Design # 44



Field Tile

- 6" x 6" or any other tile
- Diagonal lay



Tile 1

- 2" Rail Molding, Crown Molding or Ogee


Tile 2

- 3/4" Pencil

Tile 3

- 1" x 3" Mosaic

Design # 45



← Field Tile

- 1" Hexagon pattern mosaic or any other tile
- Straight lay



← Tile 1

- 3/4" Pencil

← Tile 2

- 2" x 2' Mosaic



Tile Backsplash Designs – D23 Flooring

Design # 46*

Tile 1
□ 3/4" Pencil

Tile 2
□ 4" x 4" or other tile
□ Diagonal lay
□ ~2 1/2" Height

Deco Tile
□ 2" x 2" Pyramid or other Deco

Tile 3
□ 3/4" Pencil

Field Tile
□ 4" x 4" or any other tile
□ Straight lay

Tile 4
□ 2" Ogee, Crown or Rail Molding


Tile 5
□ 5/8" x 5/8" Mosaic

*Design Center backsplash design #6



Tile Backsplash Designs – D23 Flooring

Design # 47



← Field Tile


- 6" x 6" or other tile
- Diagonal lay





Tile Backsplash Designs – D23 Flooring

Design # 48



- ← Field Tile
- 3' x 6" or any other tile
 - Brick lay

